



**South Ayrshire Performance Report  
1st April 2018 - 31st March 2019**



**SCOTTISH  
FIRE AND RESCUE SERVICE**  
Working together for a safer Scotland

**Working together  
for a safer Scotland**

*south*  
**AYRSHIRE**  
COUNCIL

# South Ayrshire Performance Report

---

## Table of Contents

Local Fire and Rescue Service Plan Priorities	3
South Ayrshire Activity Summary	4
Domestic Safety - Accidental Dwelling Fires	5
Domestic Safety - Accidental Dwelling Fire Casualties	6
Unintentional Injury and Harm	7
Deliberate Fire Setting	8
Non-Domestic Fire Safety	9
Unwanted Fire Alarm Signals	10
Prevention & Protection	11
Retained Duty System	11

# Local Fire and Rescue Service Plan Priorities

The Local Fire and Rescue Service Plan has been developed to set out the priorities and objectives within South Ayrshire and allows our local authority partners to scrutinise the performance outcomes of these priorities. We will continue to work closely with our partners in South Ayrshire to ensure we are all “**Working Together for a Safer Scotland**” through targeting risks to our communities at a local level.

The plan has been developed to complement key partnership activity embedded across South Ayrshire's Community Planning Partnership. Through effective and co-ordinated partnership working we will seek to deliver continuous improvement in our performance and effective service delivery in our area of operations.

The Local Fire and Rescue Plan for South Ayrshire identified six areas for demand reduction and is subject to regular monitoring and reporting through the Partnership Panel. A summary of the priorities and current activity is detailed below with further detail and analysis contained within this performance report.

	Accidental Dwelling Fires	Accidental Dwelling Fire Casualties	Unintentional Injury and Harm	Deliberate Fire Setting	Non-Domestic Fire Safety	Unwanted Fire Alarm Signals
Ayr East	6	0	18	21	1	44
Ayr North	18	4	18	54	1	86
Ayr West	13	1	14	40	8	142
Girvan & South Carrick	11	1	6	12	5	126
Kyle	4	0	14	27	7	80
Maybole, North Carrick & Coylton	13	3	28	21	7	92
Prestwick	3	0	7	25	2	83
Troon	14	6	13	48	3	49
<b>Total Incidents</b>	<b>82</b>	<b>15</b>	<b>118</b>	<b>248</b>	<b>34</b>	<b>702</b>

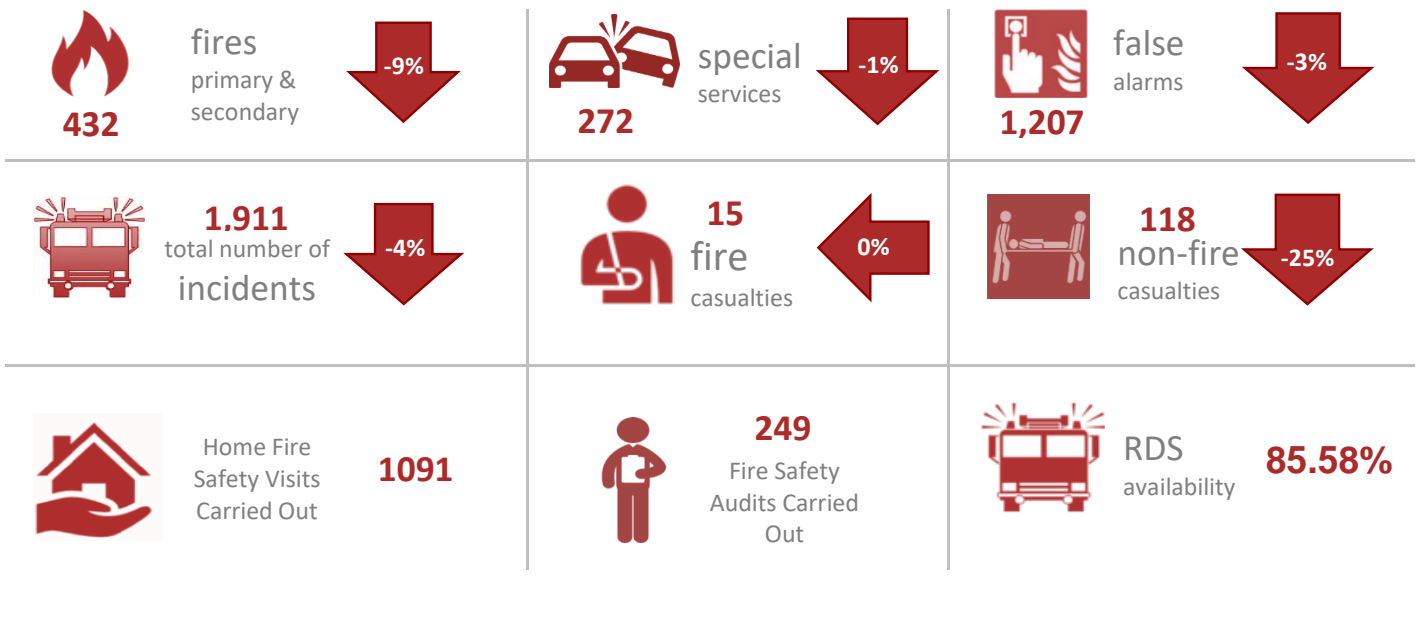
<b>Year on Year Change</b>	-15%	0%	-25%	-6%	6%	-1%
<b>3 Year Average Change</b>	-3%	-6%	-2%	4%	-6%	2%
<b>5 Year Average Change</b>	-1%	4%	12%	-4%	-2%	1%

## About the statistics within this report

The activity totals and other statistics quoted within this report are published in the interests of transparency and openness. They are provisional in nature and subject to change as a result of ongoing quality assurance and review. Because all statistics quoted are provisional there may be a difference in the period totals quoted in our reports after local publication which result from revisions or additions to the data in our systems. The Scottish Government publishes official statistics each year which allow for comparisons to be made over longer periods of time.

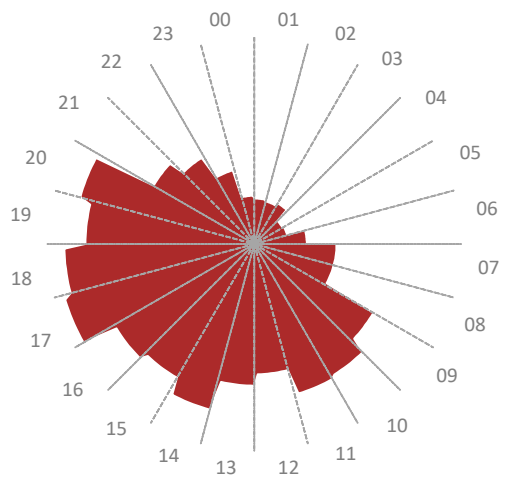
- Activity levels have reduced by more than 5%
- Activity levels have reduced by up to 5%
- Activity levels have increased overall

# South Ayrshire Delivery Activity Summary

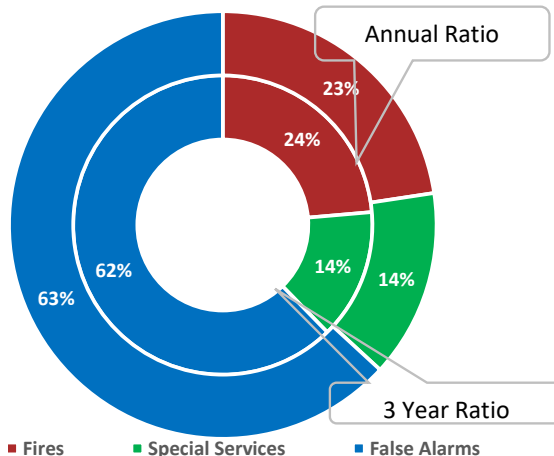


## Activity by Time of Day


Hour (am)	Total	Hour (pm)	Total
<b>Midnight</b>	34	<b>Mid-day</b>	92
<b>1am</b>	32	<b>1pm</b>	100
<b>2am</b>	31	<b>2pm</b>	121
<b>3am</b>	33	<b>3pm</b>	109
<b>4am</b>	23	<b>4pm</b>	114
<b>5am</b>	24	<b>5pm</b>	139
<b>6am</b>	37	<b>6pm</b>	134
<b>7am</b>	58	<b>7pm</b>	119
<b>8am</b>	58	<b>8pm</b>	127
<b>9am</b>	97	<b>9pm</b>	82
<b>10am</b>	108	<b>10pm</b>	71
<b>11am</b>	110	<b>11pm</b>	54



## Incidents by Classification



## Top 15 Incident Types by % of Total Incidents



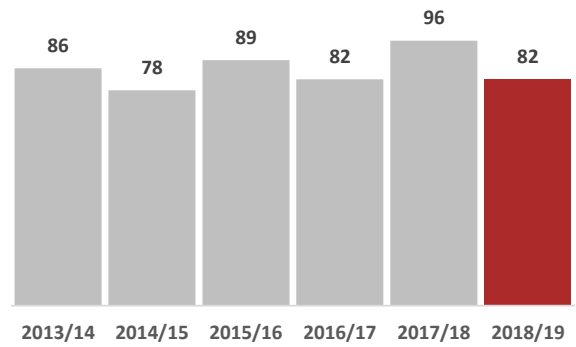
# Domestic Safety - Accidental Dwelling Fires




## Performance Summary



## Accidental Dwelling Fires to Date



## Accidental Dwelling Fires by Ward Area



## Severity of Accidental Dwelling Fires



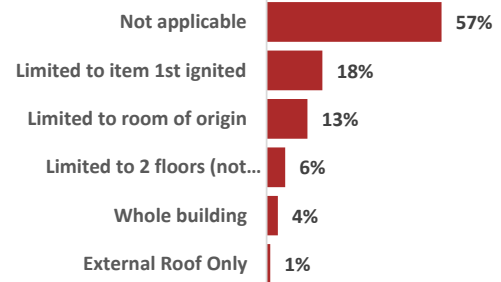
No Firefighting Action

Direct Firefighting

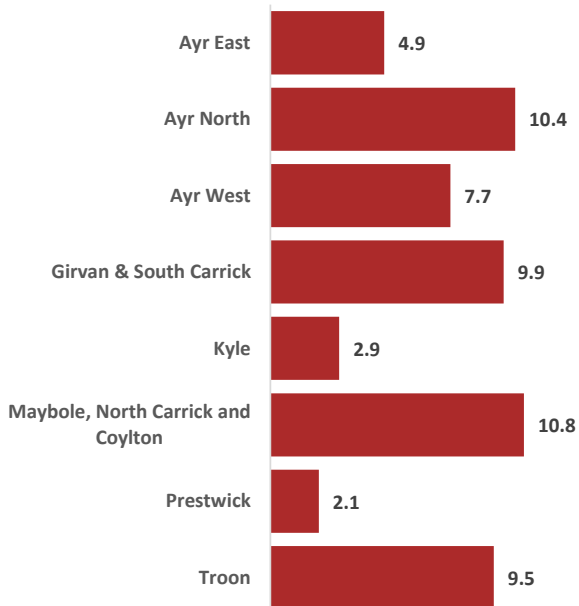
55%

18%

## Extent of Fire Damage



## Incidents Per 10,000 Population - South Ayrshire



## Automatic Detection & Actuation



Detection Present

Detection Actuated

76%

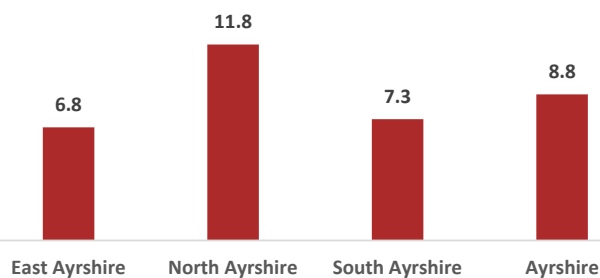
68%



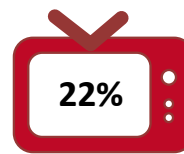
Calls Made via Linked Alarms

15%

## Incidents Per 10,000 Population - Ayrshire



## Human Factors



Distraction



Alcohol/Drug Impairment

22%

13%



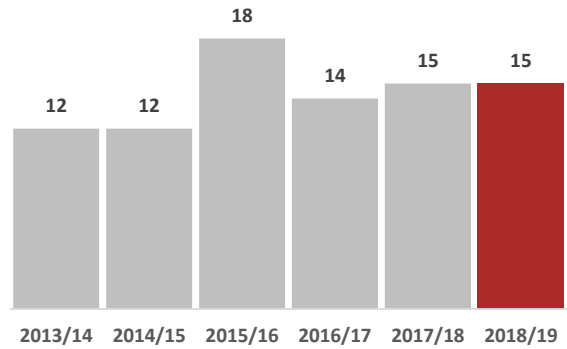
# Domestic Safety - Accidental Dwelling Fire Casualties



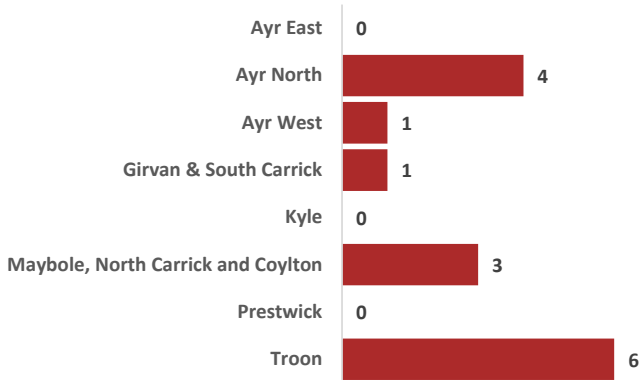
## Performance Summary

Year on Year ▲ 0%    3 Year Average ● -6%    5 Year Average ◆ 4%

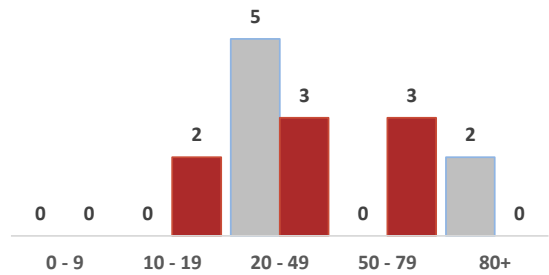
## Accidental Dwelling Fire Casualties Year to Date



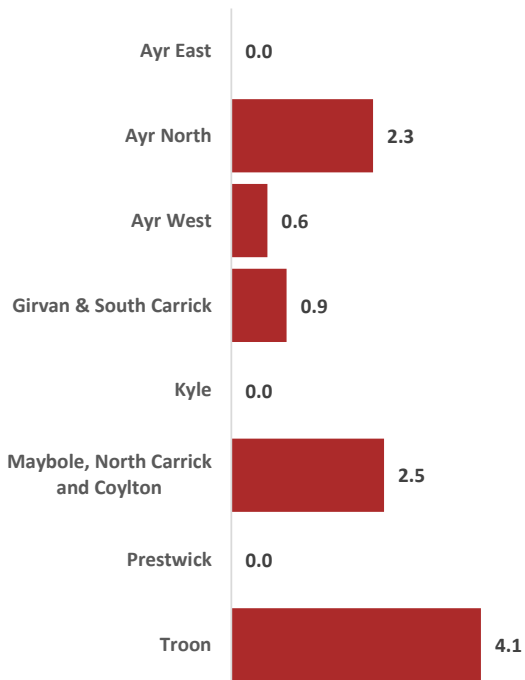
## Fire Casualties by Ward Area



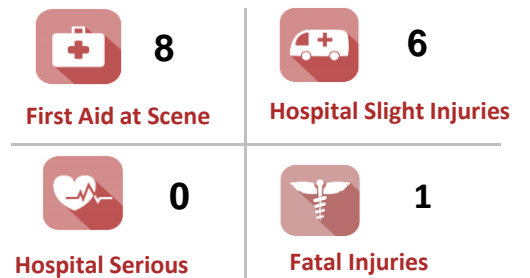
## Age / Gender Profile



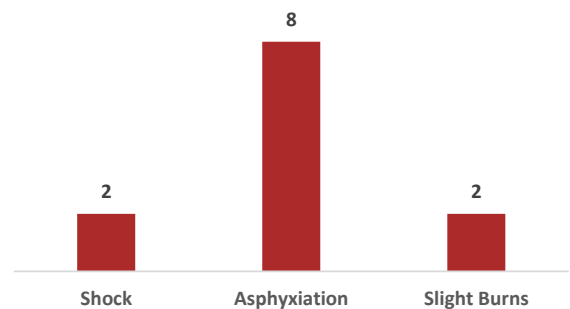
## Casualties Per 10,000 Population - South Ayrshire



## Extent of Harm



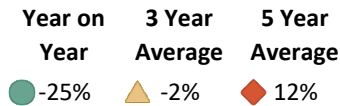
## Casualties Per 10,000 Population - Ayrshire



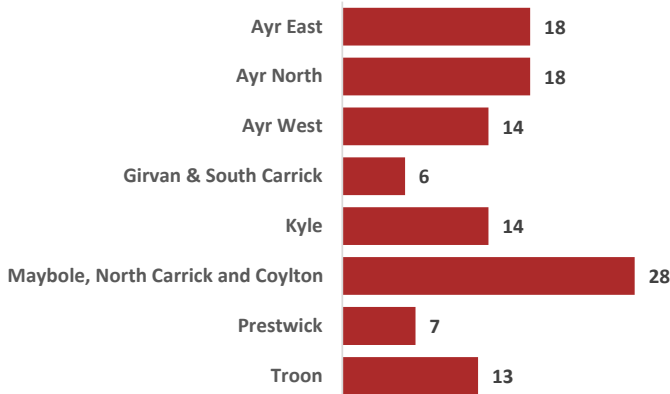
# Unintentional Injury or Harm



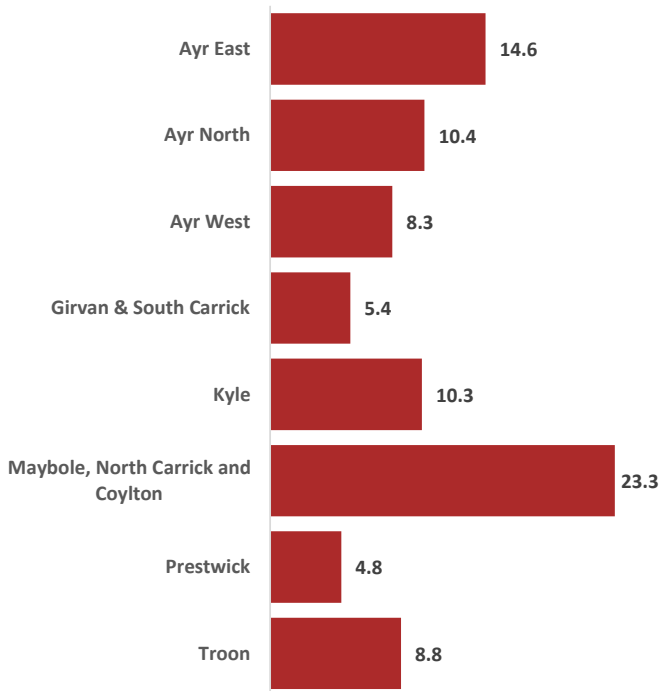
## Performance Summary



## Non-Fire Casualties by Ward Area



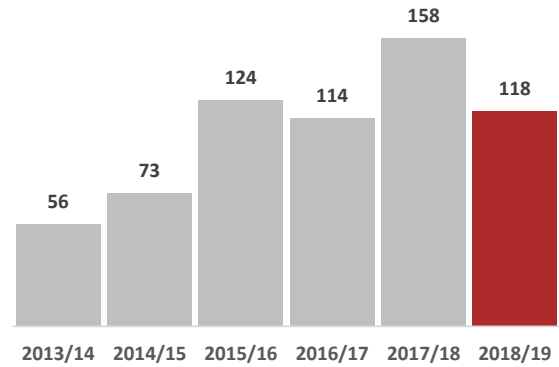
## Casualties Per 10,000 Population - South Ayrshire



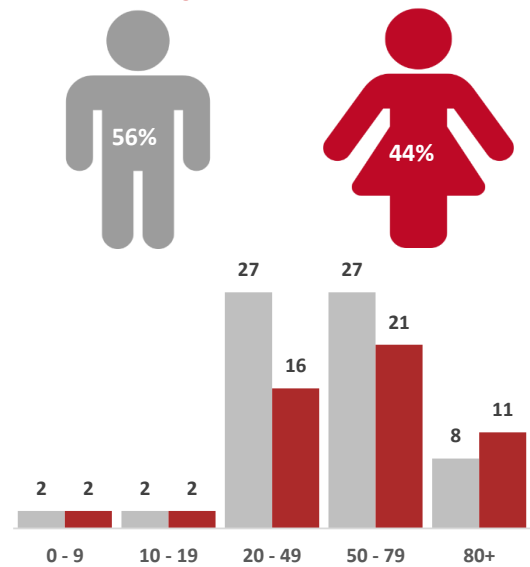
## Non-Casualties Per 10,000 Population - Ayrshire



## Special Service Casualties Year to Date



## Age / Gender Profile



## Extent of Harm



9

First Aid at Scene



52

Hospital Slight Injuries



17

Hospital Serious



7

Fatal Injuries



Road Traffic Collision

52%



Water Rescue

2%



Assisting Other Agencies

36%



All Other Incidents

10%


# Deliberate Fire Setting



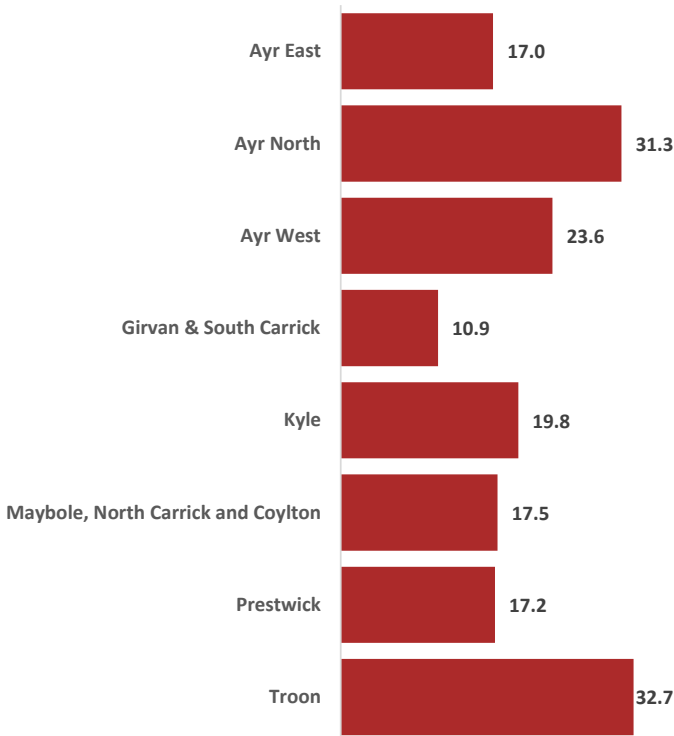
## Performance Summary

Year on Year ● -6%    3 Year Average ◆ 4%    5 Year Average ▲ -4%

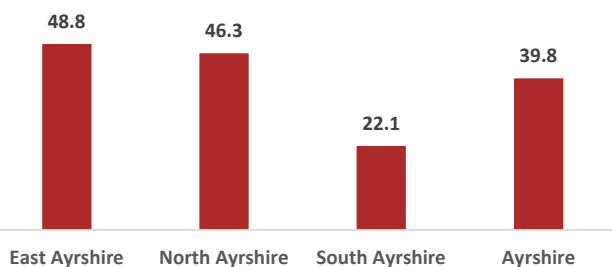
## Deliberate Fires by Ward Area



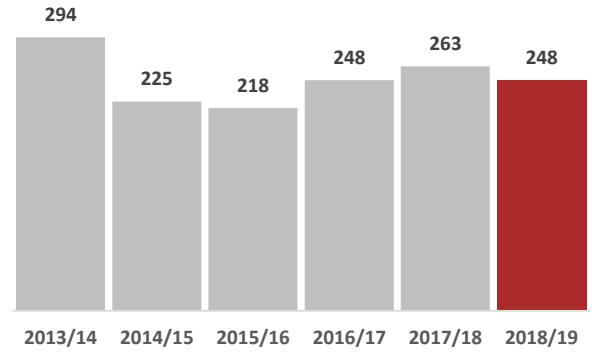
## Incidents Per 10,000 Population - South Ayrshire



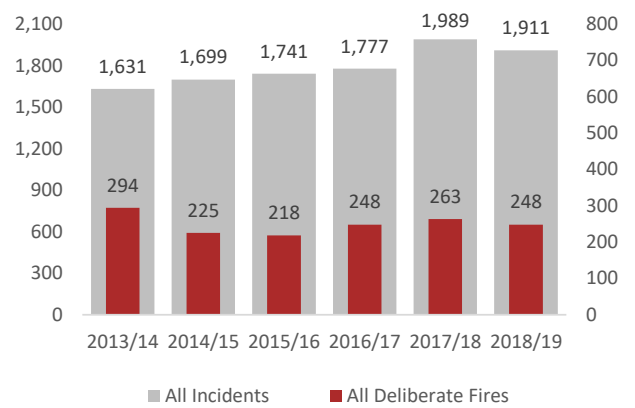
## Incidents Per 10,000 Population - Ayrshire



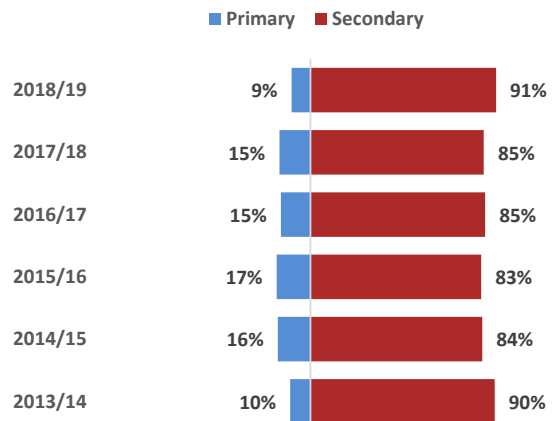
## Deliberate Fires Year to Date



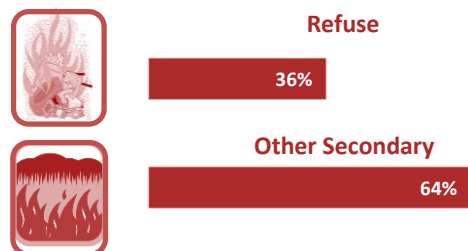
## Deliberate Fires Compared to Operational Activity



## Deliberate Fires by Classification



## Secondary Fire Ratio by Activity Type






# Non-Domestic Fire Safety



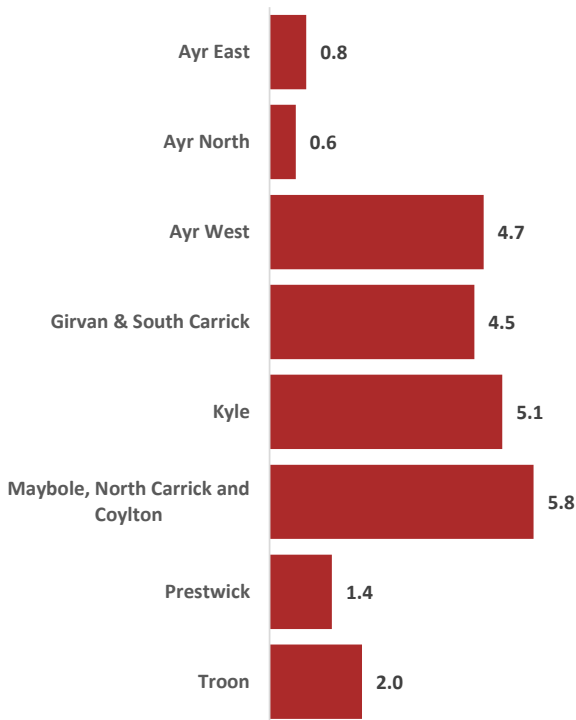
## Performance Summary



## Non-Domestic Fires by Ward Area



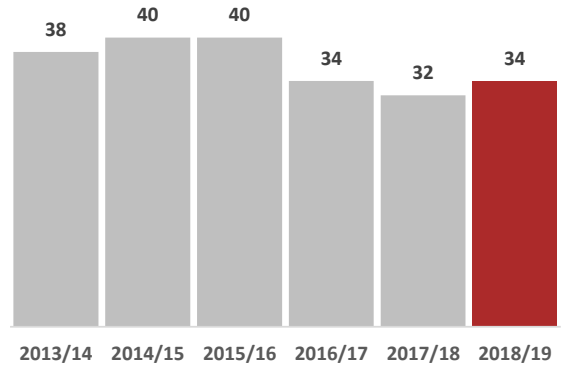
## Incidents Per 10,000 Population - South Ayrshire



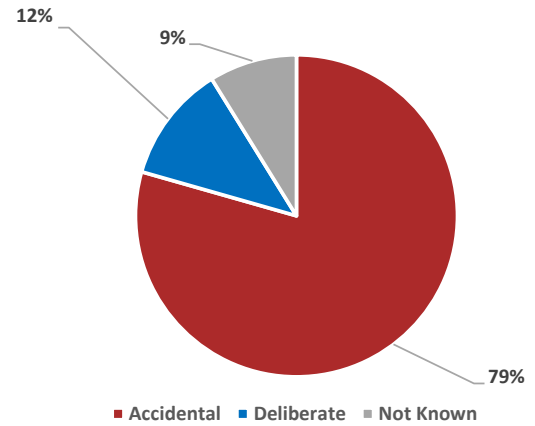
## Incidents Per 10,000 Population - Ayrshire



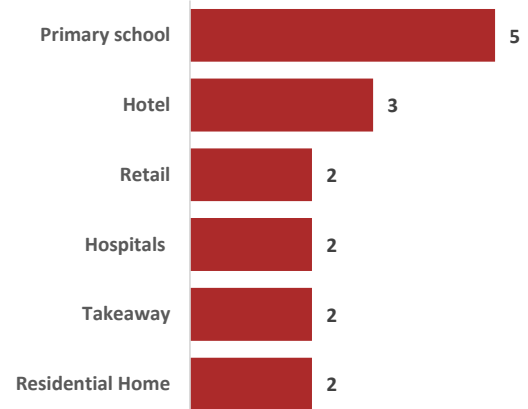
## Non-Domestic Fires Year to Date



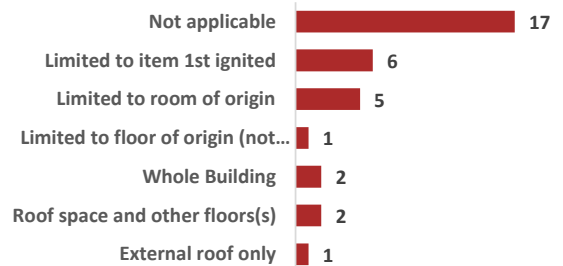
## Non-Domestic Fires by Nature of Origin



## Non-Domestic Fires by Premises Type



## Extent of Fire Damage



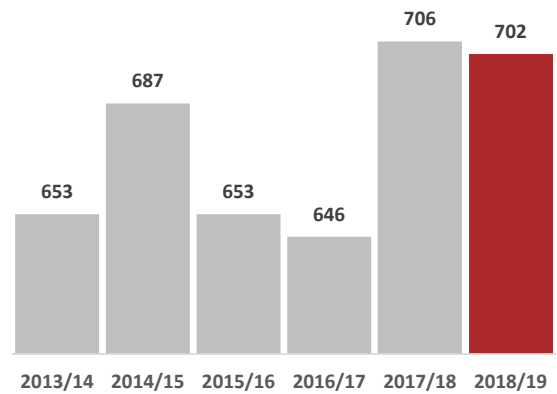
# Unwanted Fire Alarm Signals



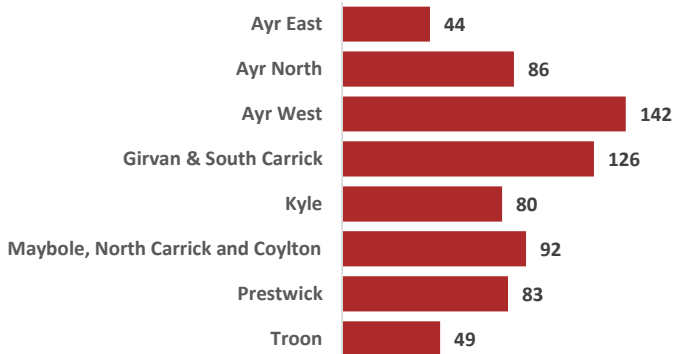
## Performance Summary

Year on Year	3 Year Average	5 Year Average
-1%	2%	1%

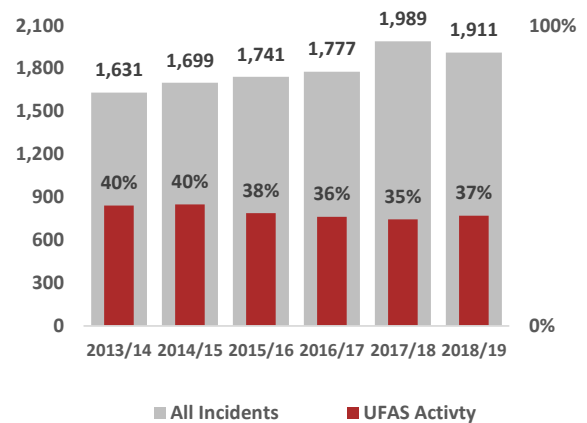
## Unwanted Fire Alarm Signals Year to Date



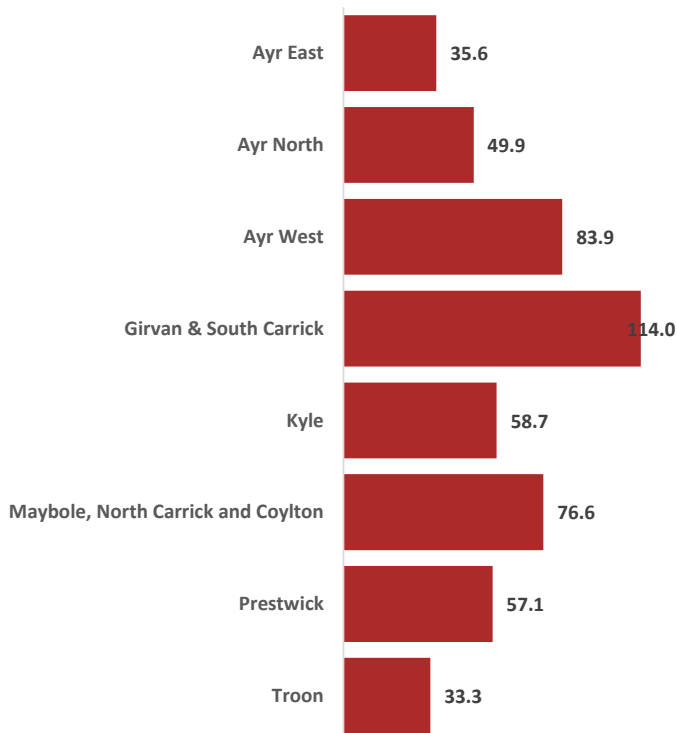
## Unwanted Fire Alarms Signals by Ward Area



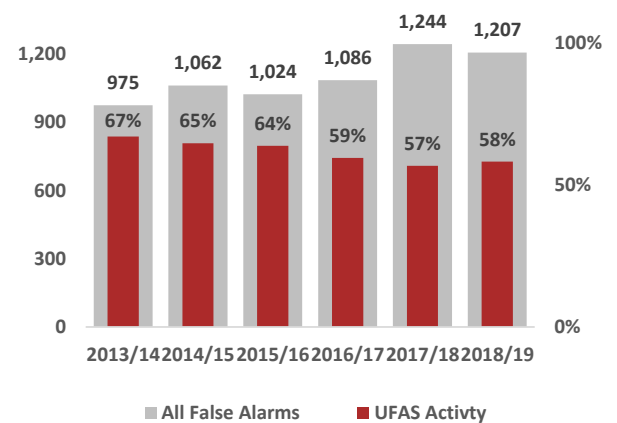
## UFAS Percentage Against all Incidents



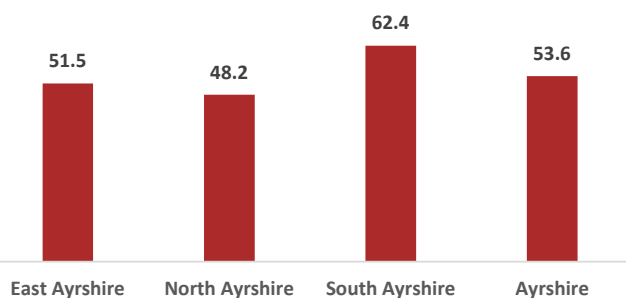
## Incidents Per 10,000 Population - South Ayrshire



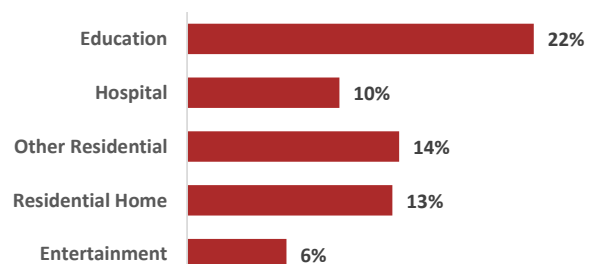
## UFAS Percentage Against all False Alarms



## Incidents Per 10,000 Population - Ayrshire



## Unwanted Fire Alarm Signals - Top 5 Premises



# Home Fire Safety Visits



**1091**  
Home Fire Safety Visits Carried Out

**822**  
Smoke Detectors Fitted During Home Fire Safety Visits

Percentage of High Risk Home Fire Safety Visits Carried Out  
**42%**

Percentage of Visits Carried Out Following Attendance at an Incident  
**21%**

# Fire Safety Audits



Fire Safety Audits Carried Out  
**249**



New Audits  
**86%**



Re-Audits  
**3%**



Post Fire Audits  
**10%**



Complaint Audits  
**1%**



Broadly Compliant

**41%**



Areas of Improvement

**55%**



Notice of Deficiencies

**5%**



Enforcement Notice

**0%**



Prohibition Notice

**0%**

# Retained Duty System

Appliance Availability	Mon - Fri (08:00 - 18:00)	Mon - Thu (18:00 - 08:00)	Weekend (Fri 18:00 - Mon 08:00)	Total
Ayr	77.67%	98.27%	92.66%	90.08%
Maybole	95.55%	99.26%	96.78%	97.24%
Girvan	93.96%	97.37%	92.30%	94.48%
Colmonell	7.70%	86.91%	80.73%	61.11%
Troon - 1	99.09%	99.99%	99.72%	99.62%
Troon - 2	47.08%	91.14%	71.88%	70.92%
<b>South Ayrshire</b>	<b>70.18%</b>	<b>95.49%</b>	<b>89.01%</b>	<b>85.58%</b>
<b>Ayrshire</b>	<b>70.18%</b>	<b>96.28%</b>	<b>90.41%</b>	<b>86.36%</b>

Total Mobilisations	Total Time Deployed	No. of Personnel	Contracts
---------------------	---------------------	------------------	-----------

339	166:26	12	1025%
362	205:00	10	850%
216	140:13	11	1000%
69	48:37	7	675%
462	289:29	17	14.75

# Glossary of Terms

## Term - What it means

### **ADF**

Accidental Dwelling Fire

### **CSET**

Community Safety Engagement Toolkit is an internal IT system used to record home fire safety visits and community safety activities

### **FSET**

Fire Safety Experiential Training is a bespoke training programme developed by the Scottish Fire and Rescue Service in Ayrshire and delivered to community planning partners to raise awareness of fire safety within the domestic environment

### **HFSV**

Home Fire Safety Visit

### **PDIR**

Post Domestic Incident Response, a term used by Prevention and Protection Directorate to indicate actions taken following attendance at a fire or other incident in the home. PDIRs include amongst things the offer of a free follow-up home fire safety visit

### **Primary Fires**

These include all fires in buildings, vehicles and outdoor structures or any fire involving casualties, rescues or fires attended by five or more appliances

### **RDS**

Retained Duty System. Professional on call firefighters who may have other primary employment responsibilities outside the Fire and Rescue Service but respond to emergency calls within their local area as and when required

### **RTC**

Road Traffic Collision

### **Secondary Fires**

These are the majority of outdoor fires including grassland and refuse fires unless they involve casualties or rescues, property loss or fire or more appliances attend. They include fires in single derelict buildings

### **Special Service**

Calls to incidents which are not fires or false alarms such as RTCs, rescues, flooding, incidents involving hazardous materials or the provision of assistance to other agencies

### **UFAS**

Unwanted Fire Alarm Signals. When an automatic fire detection and alarm system is activated as a result of anything other than an actual fire the activation is classed as a false alarm. If an attendance is made to such an event by the Scottish Fire and Rescue Service, then the event is recorded as an UFAS incident